

New Orleans Public Schools

MAY 2016

- In New Orleans, the public schools are governed by both the Orleans Parish School board (OPSB) and the Louisiana Recovery School District (RSD).
- Both OPSB and RSD converted traditionally run schools into charter schools and today 93% of the city's public school students attend charter schools.
- The academic performance of New Orleans public schools and students has improved dramatically in the years since Hurricane Katrina. New Orleans has seen substantial gains on state assessments and in ACT scores, graduation rates, and college enrollment. These gains have been most noteworthy amongst the city's black students, who make up 83% of the student population.

School Governance Now

There are

80

Public Schools in New Orleans

BESE

4 Charters
52 RSD Charters

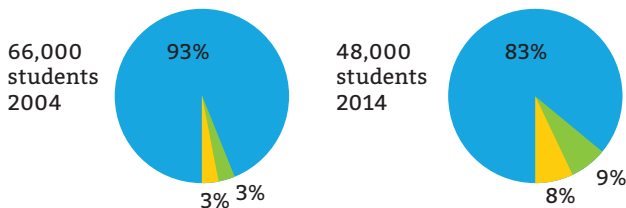
OPSB

18 Charters
6 Direct Operation

Demographics

RACIAL MAKE-UP OF STUDENTS

Black White Other

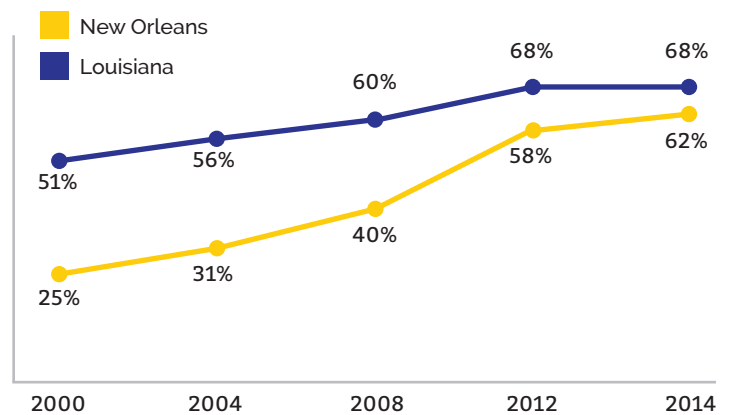


ECONOMICALLY DISADVANTAGED STUDENTS

77% → **83%**
2004 2014

Performance: All Students

PERCENT PROFICIENT ON STATE TESTS



Black Student Performance

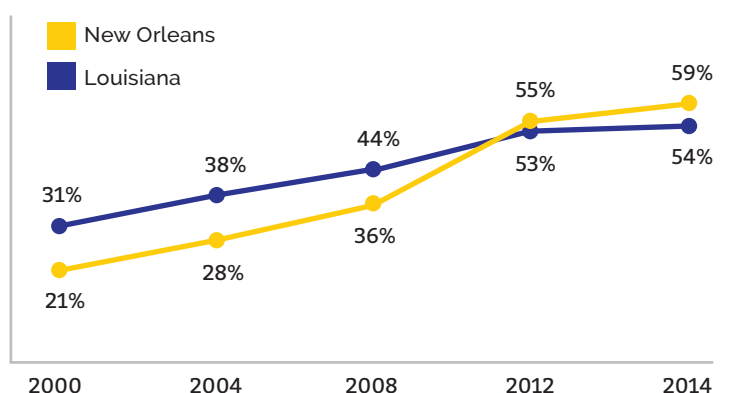
2015: PARCC Common Core Tests

8TH GRADE BLACK STUDENTS SCORING MASTERY OR ABOVE

GRADE 8	ENGL	GRADE 8	MATH
Massachusetts	45%	Massachusetts	33%
New Orleans	33%	New Orleans	28%
New Jersey	30%	Louisiana	18%
Louisiana	27%	District of Columbia	15%
Colorado	26%	New Jersey	13%
Cross-State ²	24%	Cross-State ²	13%
Maryland	23%	Colorado	11%
Rhode Island	19%	Maryland	10%
District of Columbia	18%	Arkansas	6%
Arkansas	17%	Rhode Island	6%

All State Tests

BLACK STUDENTS SCORING PROFICIENT OR ABOVE



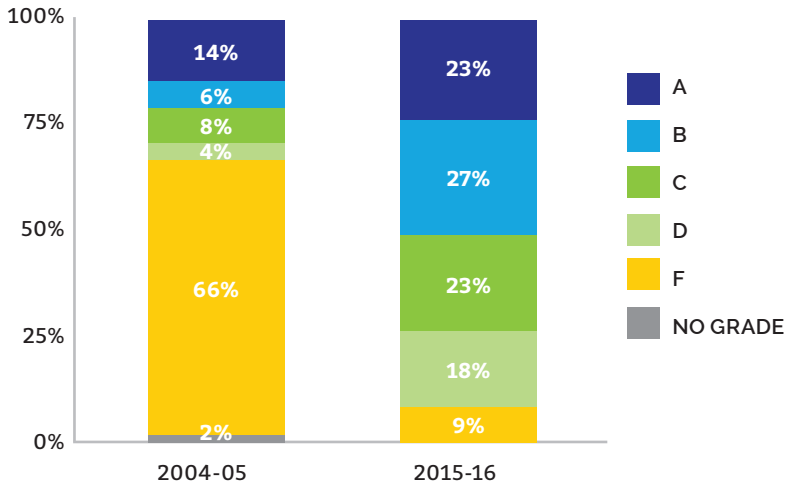
¹ Includes OPSB, RSD and BESE schools in New Orleans

² Includes Colorado, District of Columbia, Illinois, Maryland, Massachusetts, New Jersey, New Mexico, and Rhode Island.

New Orleans Public High School Performance

HS Students Enrollment by School Performance

ENROLLMENT BY SCHOOL LETTER GRADE



New Orleans has the top 5 performing schools in the state serving 75% or more economically disadvantaged students.

SCHOOL	2015 GRADE	SPS
Edna Karr	A	111.1
Warren Easton	A	109.2
Sci High	B	98.6
KIPP Renaissance	B	96.8
Sci Academy	B	96.3

Graduation Rate

54% → 75%
2004 2015

College Enrollment

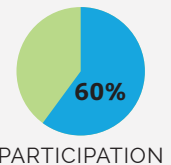
37% → 63%
2004 2015

Eligible for TOPS merit scholarships³

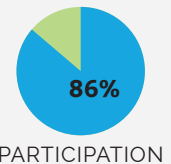
25% → 47%
2005 2015

ACT Scores and Participation Rates

2005
17.0
AVERAGE SCORE

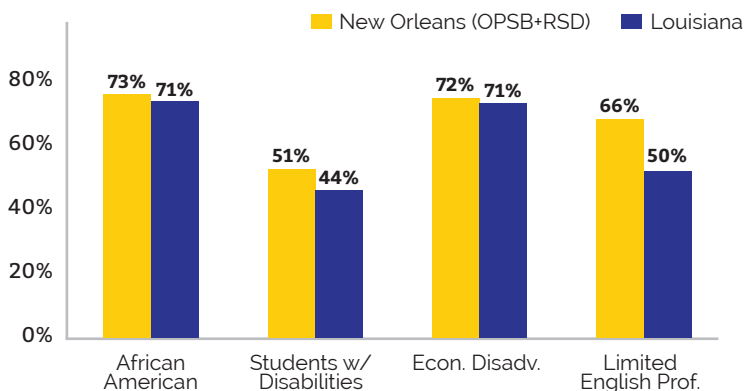


2015
18.8
AVERAGE SCORE

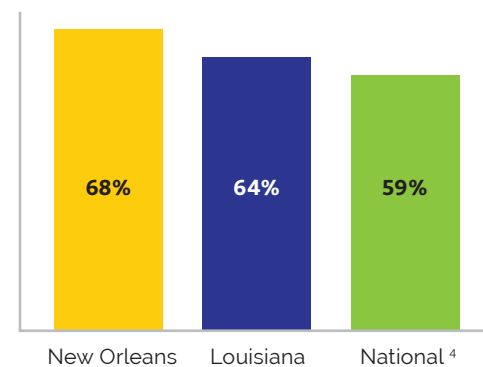


2015 4-year Cohort Graduation Rate

NEW ORLEANS OUTPERFORMS STATE IN EVERY SUBGROUP



Black Male 2015 Graduation Rate



³ TOPS provides state-funded 2- and 4-year merit-based scholarships to Louisiana public colleges and universities.

⁴ National is 2013 from the Schott report <http://blackboysreport.org/>